

# BRUHAT BANGALORE MAHANAGARA PALIKE WARD BUDGET BRIEF 2015-16

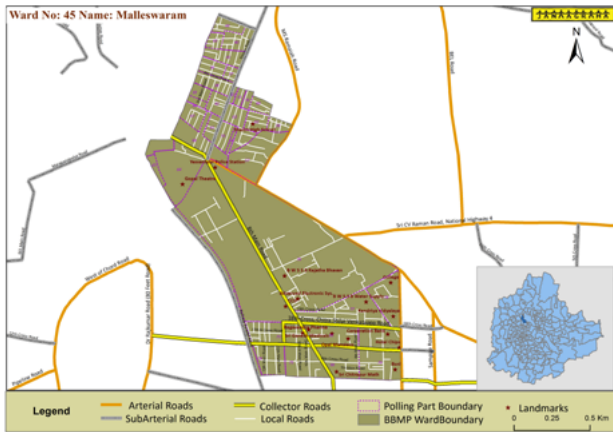
**ichangemycity**  
www.ichangemycity.com/bangalore/  
open-works/budget

## #45 MALLESWARAM

Area:  
**1.8 km<sup>2</sup>**

Assembly Constituency (AC) :  
**MALLESHWARAM**

Zone :  
**WEST**



**Your Ward has received a lower allocation than it did last year**



**6.2**

**2015 - 16 Budget for your Ward**



**12.5**

**2014 - 15 Budget for your Ward**



**10.4**

**2013 - 14 Budget for your Ward**

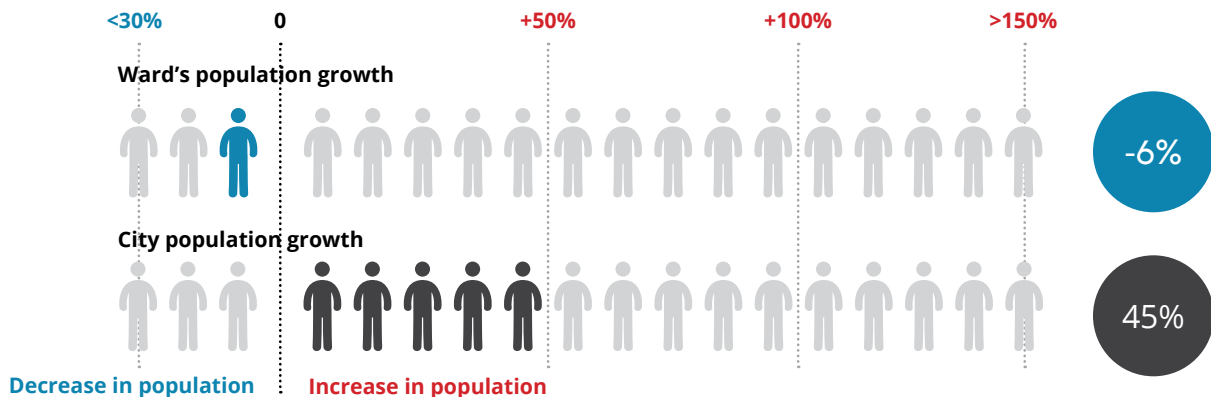
\* All amounts in Rs Cr.



**The population of your Ward has grown slower than that of the City**

**34,196**  
Ward Population 2011

**36,321**  
Ward Population 2001



**Your Ward's share is higher than the average for a Ward in the City**

**Rs. 6.2 Cr**

**Your Ward's share of Budget 2015-16**

**Rs. 3.8 Cr**

**Average share of a Ward in Budget 2015-16**



**On per capita allocation, your Ward ranks second among other Wards in your Assembly Constituency**

Rank	Ward Name	Budget 2015-16 (in Rs. Crores)	Per Capita Expenditure (in Rs.)
1	Aramane Nagara	14.62	3,980
2	Malleswaram	6.17	1,804
3	Kadu Malleshwara	5.74	1,613
4	Gayithri Nagar	5.33	1,604
5	Subramanya Nagar	4.25	1,190
6	Rajamahall Guttahalli	2.85	917
7	Mattikere	2.74	740



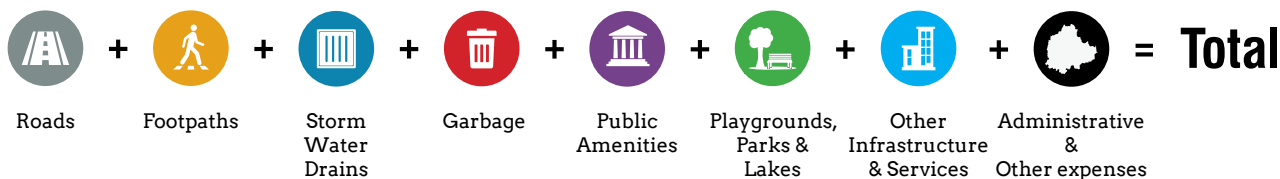
Website: [www.janaagraha.org](http://www.janaagraha.org)  
Email: [ambar.nag@janaagraha.org](mailto:ambar.nag@janaagraha.org)

4th Floor, UNI Building, Thimmaiah Road,  
Vasanth Nagar, Bangalore - 560052  
Ph: +91 80 4079 0400



## High proportion of Ward funds under “Other Infrastructure & Services” due to lack of clear project descriptions

ichangemycity  
www.ichangemycity.com/bangalore/  
open-works/budget



### Percentage (%)

31.7 0.0 0.0 1.2 0.1 17.3 49.7 0.0 **100**

### Budget 2015-16 (in Rs. Crores)

1.96 0.00 0.00 0.07 0.01 1.07 3.06 0.00 **6.17**

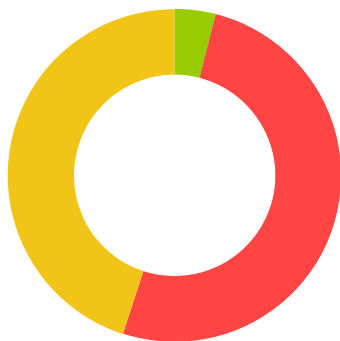
### Revised estimates 2014-15 (in Rs. Crores)

0.93 0.00 0.00 0.01 0.01 0.39 3.04 0.00 **4.38**

\* Other Infrastructure and Services contains funds towards infrastructure that do not have a clear description and thus cannot be allocated. It also includes funds towards health, education and welfare. Administrative and Other Expenses consists of the operational and administrative costs of the BBMP.



## High proportion of funds allocated towards Pending Bills and Spillover Works.



**0.25 Cr.** (4.1%)

### Current Works

What are the new works planned for 15-16

**3.13 Cr.** (50.7%)

### Pending Bills

How much of your budget will go towards paying off bills from last year?

**2.79 Cr.** (45.2%)

### Spillover Works

How many projects from past years remain incomplete?



## There are funds allocated to your Assembly Constituency and Zone which can potentially be used for your Ward

Other Funds for the development of your Ward	No. of works	Amount (in Rs. Crores)
Funds Assigned to your AC	10	5.7
Funds Assigned to your Zone	21	70.7
Funds not allocated to any Ward, AC or Zone	377	2,155

\* The funds for your AC are those funds which do not have the ward specified but can be assigned to any or all wards in your AC. The same applies for funds in your zone and the city.