

BRUHAT BANGALORE MAHANAGARA PALIKE CITY BUDGET BRIEF 2015-16

ichangemycity
www.ichangemycity.com/
bangalore/open-works/budget

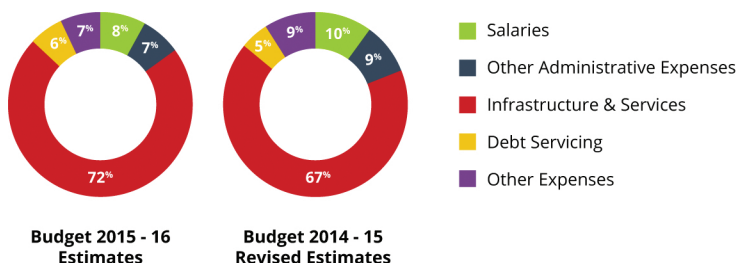
COMPRISING :
198 Wards, 28 Assembly Constituencies (ACs) and 8 Zones

Area:

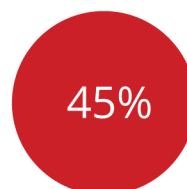
711 km²



Estimates for Infrastructure and Services are likely to be revised downward



712 people got added to Bangalore's population every day

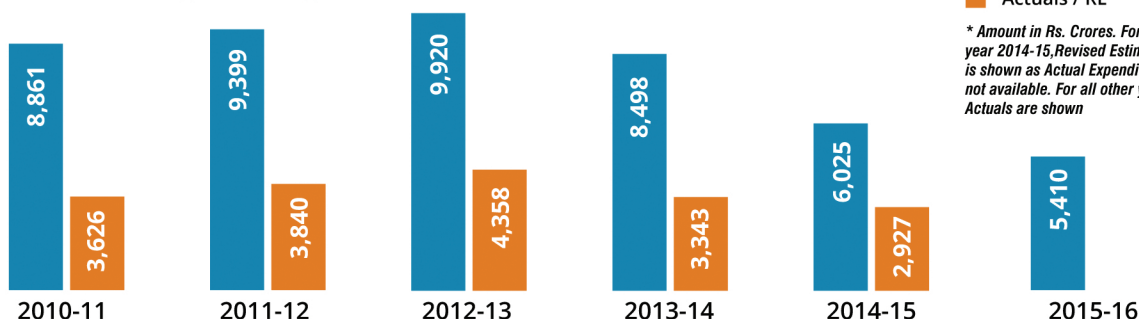


84,43,675
City Population 2011

58,43,155
City Population 2001




Estimates have overshoot Actuals by more than 100% over the past five years



* Amount in Rs. Crores. For the year 2014-15, Revised Estimate is shown as Actual Expenditure is not available. For all other years Actuals are shown



Maximum budget allocation has been towards Roads



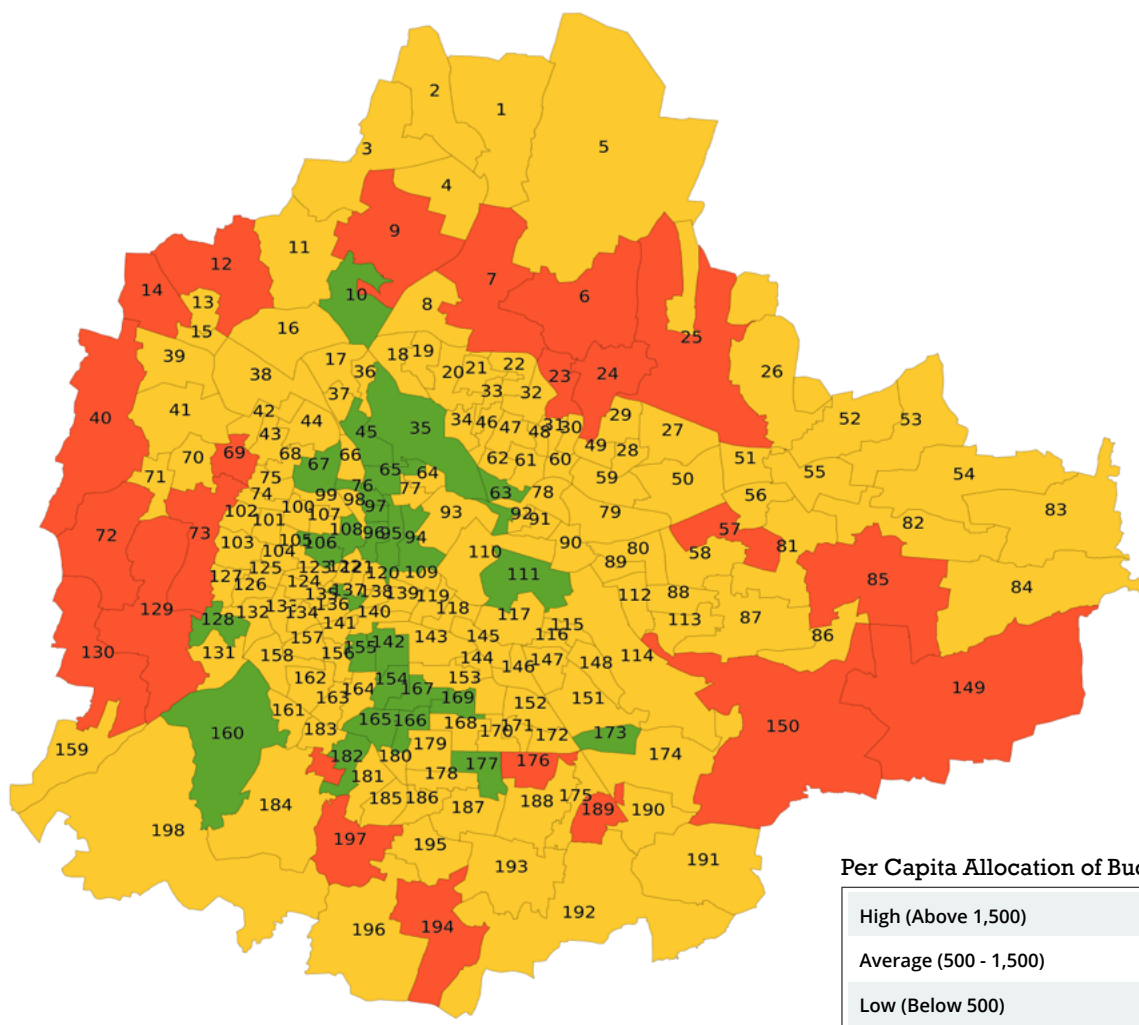
Percentage (%)								
20.8	0.5	2.9	10.8	2.2	4.0	30.2	28.6	100
Budget 2015-16 (in Rs. Crores)								
1,127	25	159	582	119	216	1,636	1,545	5,410
Revised estimates 2014-15 (in Rs. Crores)								
402	11	105	342	23	112	1,014	917	2,927

* Other Infrastructure and Services contains funds towards infrastructure that do not have a clear description and thus cannot be allocated. It also includes funds towards health, education and welfare. Administrative and Other Expenses consists of the operational and administrative costs of the BBMP.

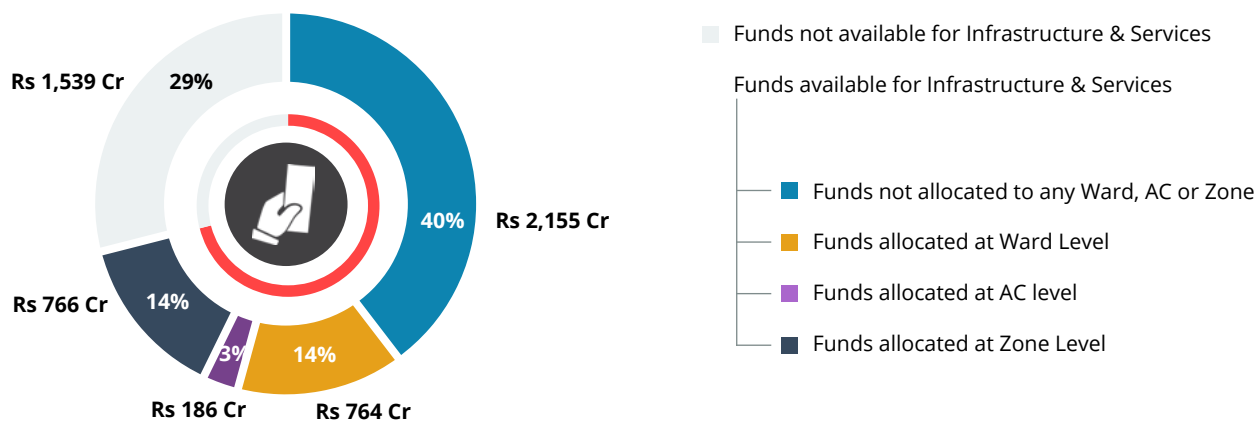


Outer Wards require higher per capita allocation due to poor existing infrastructure

ichangemycity
www.ichangemycity.com/
bangalore/open-works/budget



Less than 15% of funds are targeted at a Ward level



*Budgeted expenditure can be divided into

• Funds available for the creation and maintenance of infrastructure and services and,

• Funds not available for infrastructure and services such as allocations towards Salaries and Administrative Expenses

Funds available for infrastructure and services have been assigned specific Wards, Assembly Constituencies or Zones based on the information available in the Budget.