

Teacher's Guide

Federalism

Part 3

Based on the NCERT Curriculum for Standard X



JANAAGRAHA CENTRE FOR CITIZENSHIP & DEMOCRACY

Janaagraha's initiative to improve citizen engagement in India's democracy through their civic learning program

Developed in collaboration with Young Leaders for Active Citizenship (YLAC)

Federalism | Teacher's Guide (3/4)

Part 3

Class X

Board – CBSE

Subject – Social Science

Textbook – Democratic Politics-II for class X (NCERT)

Chapter 2 – Federalism

Number of parts – 04

Length – 60- 70 minutes (estimated, for a class of 40-45 students)

Note: Teachers may divide the lesson plan into as many periods as they see fit

Section I – What are we going to learn and why is it important?

Learning objectives

Students will:

- Understand the measures adopted by the Indian constitution to promote unity.
- Understand the formation of linguistic states.
- Understand the language policy of India.
- Understand the rise of regional parties and impact on centre-state relations.

Lesson Outcomes:

Students will be able to :

- Articulate the impact of each of the above mentioned measures on India's stability and unity

Key Terms

Language policy	Scheduled languages	Linguistic states	Coalition government	Regional parties
National parties				

Materials Needed:

1. 4 sets of print outs of the three maps for activity changing borders of India.
2. A few print outs of the map showing coalition governments depending on the class size (one map per 4-5 students) for activity center-state relations.

Section II – How are we going to learn?

1. Introductory discussion: A new India and its challenges

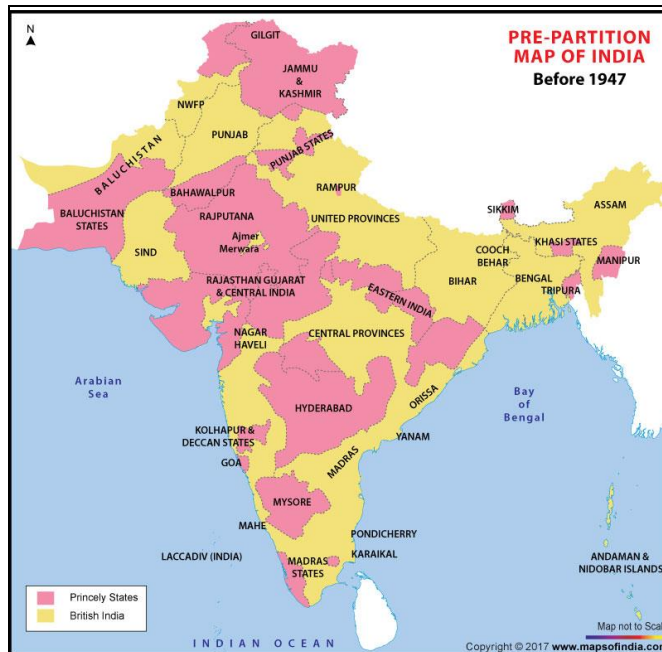
1. Changing borders of India:

Time: 15- 20 minutes

Materials needed: 4 sets of print outs of the three maps

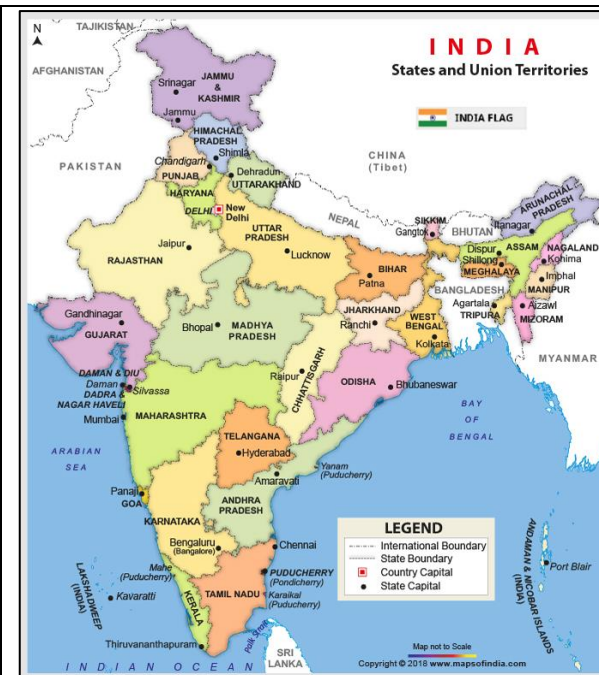
Facilitation notes:

- Let's start this lesson a bit differently. We usually start with a discussion where I tell you some circumstances about India or something that is happening around the world.
- For this discussion, let's flip this around. How about you tell me a few things and then we start. How many of you have played the game of spot the difference? I am going to put two maps of India in front of you. (the teacher to distribute the maps in class)
- Everyone take 5 minutes, study these maps and tell me the differences in the images.



India before 1947

Source: Maps of India



India in 2019

Source: Maps of India

De-brief:

- What are the changes that you spotted?
- Likely differences: Pakistan was not there before 1947, India's states look different now, outlines of states have changed, names of a few states that have changed, there was no Telangana earlier.
- As you all can see, major changes have taken place in India over a period of many years post-independence.
- Why do you think this happened?
- Look at how the borders of states changed. Some states were united to make one and some were divided to make two or more states.
- What do you think led to this change?
- How many of you have been to Mumbai? What is the most common language over there? (Expected answer- Marathi)
- How many of you have been to Ahmedabad or Amristar? Do you know the most common languages there? (Gujrati, Punjabi)

- In India, as you travel from one region to another, the spoken language changes every few hundred kilometres. This is because different regions of India have had their own unique history and culture and languages evolve out of these over a period of centuries.
- Language is an integral part of people's culture and identity. A common language helps people connect with each other better.
- Recognising this, the government made conscious efforts to form states on the basis of the most common languages spoken there. As you will notice, almost every state in India has one major regional language. For example: Most people speak Malayalam in Kerala, Kannada in Karnataka, Punjabi in Punjab, etc.
- Some states were also formed on the basis of common cultures, ethnicity, or geography.
- The formation of linguistic states made it easier for a state government to operate in that language and unified people within the state.
- Though it was feared that linguistic states would lead to disunity among states, it has not led to any such consequence. This is because the current system allows people to retain their linguistic identity as well as an overarching Indian identity. For example, many of us think of ourselves as Kannada and Indian, Marathi and Indian, etc.

2. Official Languages in India: A story of Catherine and Rajan

Time: 15- 20 minutes

Let's read the following stories.



Source: [Unsplash](#)



Source: [Unsplash](#)

Catherine:

- Catherine's father is an IAS officer from Assam. He has worked in many government departments and travels all over the country. Catherine has grown up in many states in across India. Her mother is a government school teacher and she speaks Assamese very fluently.
- Since Catherine has grown up all over India, she is better in English and Hindi than in Assamese.
- Catherine doesn't just love her parents, she also respects them a lot. She is very proud of them and how they have raised her and her little brother. Like her parents she wants to serve her country and wants to work as a civil servant.
- Catherine wants more and more children from Assam to become successful like her father and wants to go back to her state and teach small children English. Catherine decides to study to give the exam and become a government school teacher in Assam.
- What would happen if the government of Assam only takes exams in Assamese and not in English or Hindi?
- There is no way she can learn Assamese in time for the exam. Will she be able to achieve her dream of becoming a teacher in Assam?

Rajan:

- Rajan belongs to a well to do family in Kerala. His parents are both salaried employees in big government companies.
- They always dreamed that Rajan will grow up to become an IAS officer and serve the country.
- After completing his graduation as an engineer from IIT Madras, Rajan started studying to be an IAS officer. He cleared all the exams and went for his training. His parents are very proud of him.
- Rajan's first posting is in the district office in Allahabad in Uttar Pradesh.
- To Rajan's surprise, much of the work in the government office happens in Hindi. Rajan is not comfortable with Hindi and can speak and write in English and Malayalam. Rajan is facing a lot of trouble dealing with Ministry work in the office.
- Rajan is considering applying for a transfer.

Both Catherine and Rajan feel alienated. They do not even feel like a part of their community. They do not know what to do.

De- Brief:

1. How do we solve this problem?
2. At the time of Independence, there were (and still are) hundreds of languages all over India. There was no scope of unity because everyone spoke a different language. If people couldn't even talk to each other, how would they feel like they were a part of the same country?
3. Furthermore, how would any government work happen across the country? Take a few responses.

4. Obviously one solution was to make one language official in which all the work would be done. What language should that be, according to you? (Expected responses- Hindi, English)
5. This was not possible. Hindi, one of India's most widely spoken languages, is spoken by only 40% people. The government cannot force everyone to learn Hindi or English. It would have led to widespread discontentment.
6. To solve this problem, India adopted a very unique **language policy**.
7. India declared 22 main languages as the **scheduled languages** of India. This meant that official state government work could happen in any of these languages. While Hindi was important, it was NOT the national language. Nor was English. All official central government work happens in English and Hindi.
8. In any part of the country, anyone who wishes to write a central government exam or avail a central government service can do so in any of these 22 languages. State work can happen in any of the 22 main languages, but official central government work happens both in Hindi and in English.
9. In this manner, India's language policy has unified India. And though we still have state government work that may happen in a local language, our language policy requires central government work to happen in English and Hindi. This way, we give enough freedom to states and also ensure that the country stays united.
10. In the year 1965, the use of English for official purposes was to stop. However, many southern states that do not speak Hindi objected. The centre finally agreed to keep Hindi and English both as the official languages for government purposes.

C. Centre- State Relations

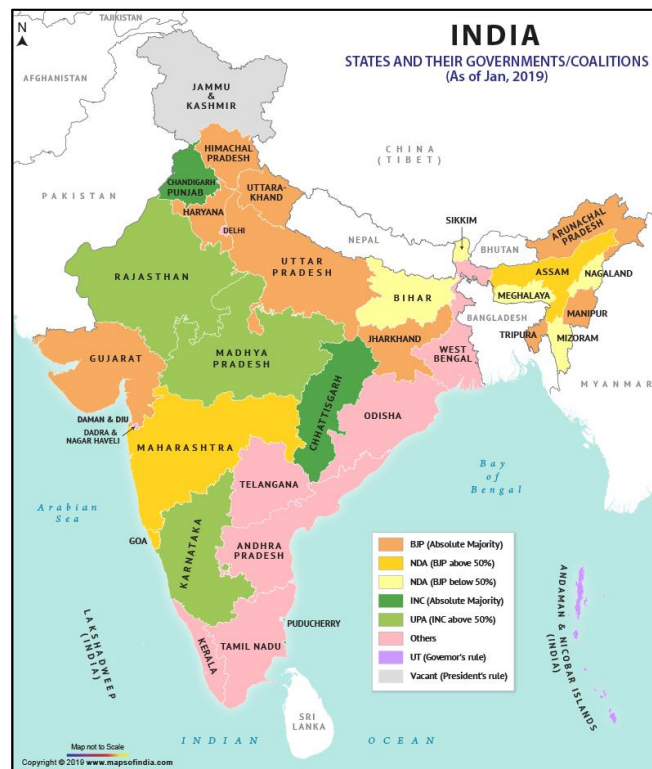
Time: 20 minutes

Materials Needed: A few print outs of the map showing coalition governments depending on the class size (one map per 4-5 students)

Facilitation Notes

- The third and the most important pillar of maintaining a stable federal government is the pillar of centre- state relations.
- A federal system could not stand if the centre had the power to dismiss the state governments. And though our constitution gave separate powers to the state, in the early years of independence, the same political party often made the centre and the state governments. As a result, the centre had too much power over the state. .
- However, this began to change in after 1990. Two things happened: The rise of regional political parties that were focused on their own states and the rise of **coalition governments**.

- A **regional party** is a political party that has its base and operations limited to one or a few states and limited objectives pertaining to that area. A **national party**, on the other hand, has operations throughout the country and similar influence in large areas.
- A coalition government means that no one party gets a clear majority in elections and two or more parties come together to form the government. Due to the presence of coalitions between parties, the ability of the centre to over rule state governments weakened.
- The power of the state governments was further protected by judgements made by the Supreme Court. Judgements that made it extremely difficult for the centre to over rule the powers of the state.
- Let's close out this discussion with a pop quiz:
 - How many of you are aware of major regional political parties?
 - Can you name two Indian states that are governed by regional political parties? (Kerala, Telangana, West Bengal)
 - Can someone name 3 major regional parties in India? (DMK, Shiv Sena, Akali Dal, Samajwadi Party)
- As a continuation of the classwork, here is a map of India which mentions all the states and the parties that govern them. I want everyone to go home and find out the names of the regional parties that govern the states in pink:



Source: [Maps of India](http://www.mapsofindia.com)

Section III –Assessment

Time: 10 minutes

Materials needed: Blackboard and chalk

- Discuss with your partners
 - 2 benefits of linguistic states.

- Why is Hindi not the official language of India?
- How has coalition politics helped centre-state relations in India?
- Fill In the blanks:
 - India has ____ languages as its scheduled languages.
 - The use of English as an official language was supposed to discontinue in the year ____.
- True or False
 - Linguistic states in India have led to division of the country.
 - The supreme court has made it difficult for state governments to exercise independent power.
 - Hindi is the official language of India
 - The centre cannot take away any powers from the state.
 - A coalition government is good for the federal structure of India

Section IV – Closure

Time: 5 minutes

Recap by a student and teacher

Time: 5 minutes

Pick a student and ask him to summarise. The teacher to add to points whenever the student misses.

In the recap by the teacher, the following points should be covered:

- India adopted three major policies to ensure that the federal structure of government is maintained and the country stays united:
 - Formation of linguistic states to ensure that people who speak similar languages stay together and work is done smoothly.
 - Adoption of a language policy that recognised 22 languages as scheduled languages. Every state has the freedom to practice its own language for official purposes while the centre uses both Hindi and English.
 - The centre state relations were guaranteed by the constitution. However, the emergence of regional political parties and judgements by supreme court supporting state government ensured that the centre does not over rule the states.

Section V: Homework

Find out answers to the following:

- a. Explain the three policies adopted by independent India to promote federalism.
- b. When was the first time a coalition government was formed at the center? What can be potential benefits or drawbacks of coalition government in a country?

Section VI: Additional resources**Resources for teachers:**

1. Article: The reorganisation of Indian states and why it happened?

The article gives a detailed description of why Indian states were redefined and events that led to the formation of new states.

Link: [The News Minute](#)

2. Article: Dawn of Coalition Era in India

The article details how coalition politics grew and took centre stage in the Indian political scene.

Link: [Vivekananda Institute Foundation](#)

Resources for students:

1. Video Series: Samvidhaan

This is a very informative and wellmade series that explains all the events immediately before and after independence, how the constitution was formed, how the governmental powers were decided etc.

Link: [YouTube](#)

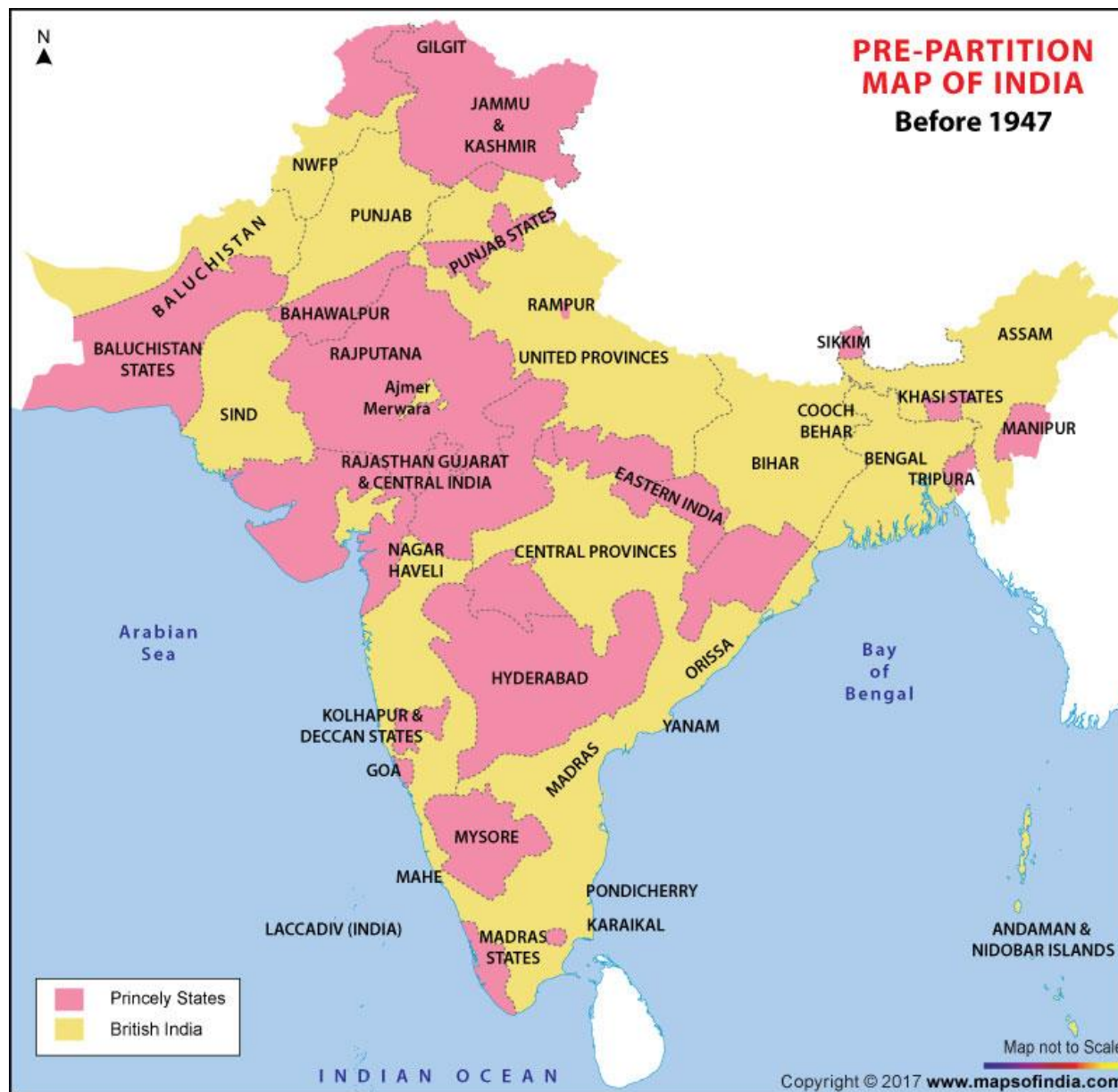
2. Video: How did India come to be divided into linguistic states

The video explains how linguistic states came to be formed at the time of independence.

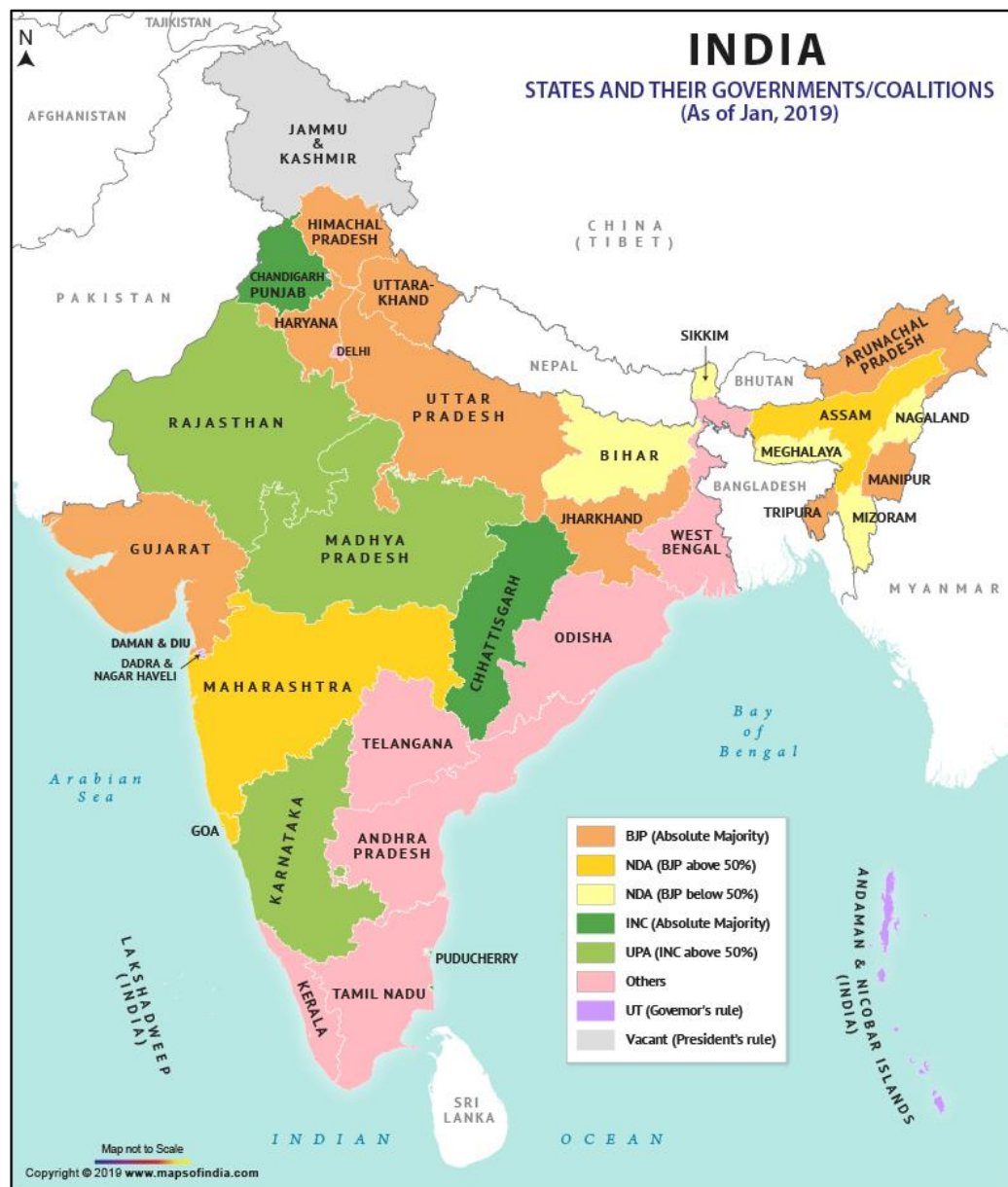
Link: [YouTube](#)

Appendix

Below are the printable versions of the maps for activity 1 (changing borders of India) and discussion 3 (centre-state relations)







ichangemycity



JANAAGRAHA CENTRE FOR CITIZENSHIP & DEMOCRACY

Disclaimer: This document contains pictures, icons, and content hyperlinks (“copyrighted material”) the use of which has not always been specifically authorized by the copyright owner (“third parties”). The copyright for such copyrighted material used in the document vests with/ are owned and operated by appropriate third parties, and are provided here for user information and convenience only. Janaagraha does not intend the usage of such copyrighted material for appropriation of intellectual property of third parties, and does not bear any responsibility for their accuracy or legality of content or their continued availability. All efforts have been taken by Janaagraha to ensure that all copyrighted material is accurately reproduced and prominently acknowledged to third parties, and not used in a derogatory manner or in a misleading context. If any content in this document violates rights of third parties or is in breach of copyright law, Janaagraha is willing to remove it immediately upon request. Contact information available at <http://www.janaagraha.org/>