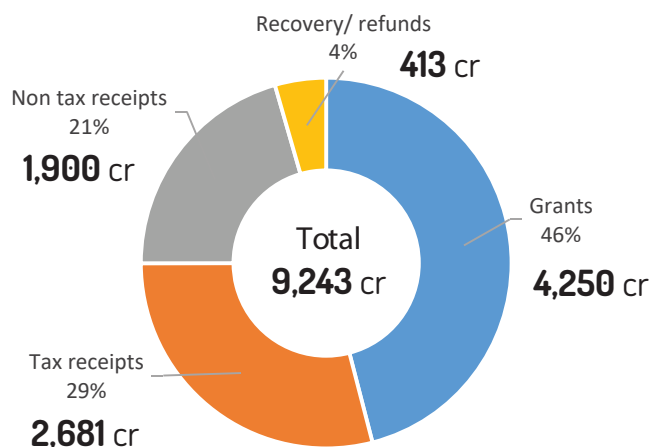
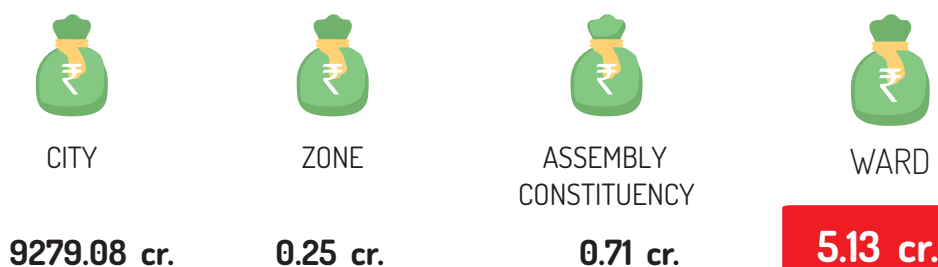


Ward No: 123 - Vijaya Nagara

Councillor :	Smt Srilatha	9632725352
MLA :	Sri M Krishnappa	9845025556
Assistant Engineer :	Amrutha	9632347753
Assembly Constituency :	Vijaya Nagara	
Zone :	South	
Area :	0.7 Sqkm	

BUDGET ALLOCATION 2017-18**WHERE DOES THE MONEY COME FROM?**

Tax receipts consists of property tax and advertisement tax

Non tax receipts consists of fees & fines, trade licence fees, services charges, rental income, and other income

Grants include Govt. of India grants, and Govt. of Karnataka grants

Recovery/ refunds consists of deposits and cesses collectable

WARD STATISTICS***JOB CODES, AMOUNTS & BILLS PAID
01 APR 2016 - 31 MAR 2017**

WARD
HOUSEHOLDS

9,943



WARD
POPULATION

40,331



WARD
VOTERS

37,076



OF JOB CODES**
CREATED

52



JOB CODE
AMOUNTS

11.41 cr.



CONTRACTOR
BILLS PAID

2.79 cr.

* Source :
http://karsec.gov.in/BBMP-2015/BBMP_Poll_Statistics.pdf BBMP Website

**Job Codes : Unique identification codes
given to projects that are being undertaken by the BBMP

LIFECYCLE OF CIVIC WORKS



*P-Codes : Unique identification code given to a category of Budget head in the BBMP Budget

LIST OF CIVIC WORKS



AMOUNT
(in cr.)

CURRENT

3.49 cr.

PENDING

1.13 cr.

SPILOVER

0.50 cr.

Current : New works planned for 2017/18

Pending : Incomplete works from 2016



WORKS
(in figures)

CURRENT

17

PENDING

6
















SPILOVER

6

Spillover : Incomplete works from earlier years

AREAS OF BUDGET ALLOCATION*

CITIZEN BUDGET INPUTS**

		AMOUNT (in cr)	WARD ALLOCATION (%)	CITIZEN INPUTS (in figures)		
	EWS Infrastructure	1.45	28.32		Community Infrastructure & Services	9
	General Expenses	0.09	1.75		Bus Shelters	5
	Lakes	0.00	0.00		Lakes	0
	Other Infrastructure	3.44	67.15		Health	7
	Parks	0.00	0.00		Heritage Sites	0
	Public Amenities	0.01	0.19		Crime & Safety	11
	Roads	0.00	0.00		Mobility (Roads, Footpaths Infrastructure)	81
	Special Development Works	0.00	0.00		Public Toilets	10
	Streetlights	0.03	0.64		Sewerage & Storm Water Drains	7
	Women's Welfare	0.10	1.92		Solid Waste Management	10
					Trees, Parks, Playgrounds	35
Total		5.13 cr.	100 %	Total		175

* Source: BBMP Budget Book 2017/18

** Citizens Budget Report | Inputs gathered from citizens towards BBMP budget 2017-18

Any difference in summation of numbers is due to adjustment of decimal figures