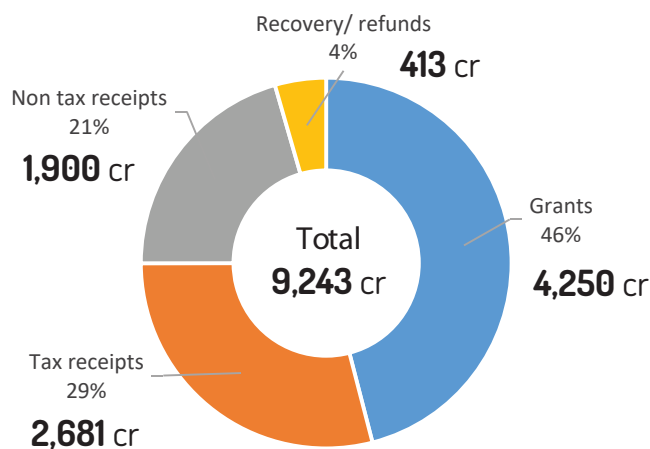
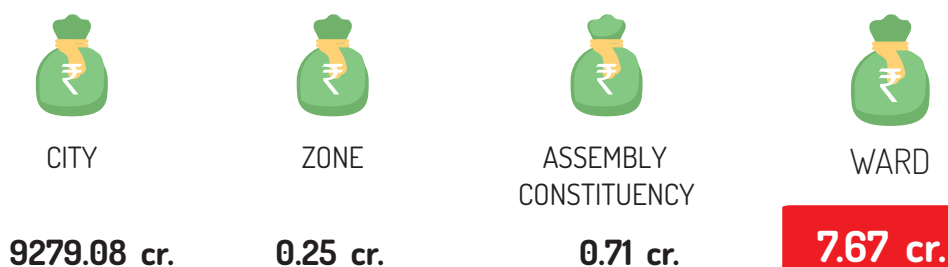


## Ward No: 181 – Kumaraswamy Layout

Councillor :	Shri L Srinivas	9343101474
MLA :	Sri R Ashok	9844044123
Assistant Engineer :	Chethan H C	9880800788
Assembly Constituency :	Padmanabha Nagara	
Zone :	South	
Area :	1.8 Sqkm	

## BUDGET ALLOCATION 2017-18



## WHERE DOES THE MONEY COME FROM?

Tax receipts consists of property tax and advertisement tax

Non tax receipts consists of fees & fines, trade licence fees, services charges, rental income, and other income

Grants include Govt. of India grants, and Govt. of Karnataka grants

Recovery/ refunds consists of deposits and cesses collectable

## WARD STATISTICS\*

JOB CODES, AMOUNTS & BILLS PAID  
01 APR 2016 – 31 MAR 2017

WARD  
HOUSEHOLDS

**11,881**



WARD  
POPULATION

**47,182**



WARD  
VOTERS

**41,830**



# OF JOB CODES\*\*  
CREATED

**71**



JOB CODE  
AMOUNTS

**15.42 cr.**



CONTRACTOR  
BILLS PAID

**8.75 cr.**

\* Source :  
[http://karsec.gov.in/BBMP-2015/BBMP\\_Poll\\_Statistics.pdf](http://karsec.gov.in/BBMP-2015/BBMP_Poll_Statistics.pdf) BBMP Website

\*\*Job Codes : Unique identification codes  
given to projects that are being undertaken by the BBMP

## LIFECYCLE OF CIVIC WORKS



**1**  
Payment codes  
(P-Codes\*) allocated  
in Budget



**2**  
Job Codes  
created for  
civic works



**3**  
Tenders  
are called



**4**  
Work Orders  
issued to  
contractors



**5**  
Contractors  
implement  
work



**6**  
Contractors  
are paid

\*P-Codes : Unique identification code given to a category of Budget head in the BBMP Budget

## LIST OF CIVIC WORKS



AMOUNT  
(in cr.)

CURRENT

**3.24 cr.**

PENDING

**3.58 cr.**

SPILOVER

**0.85 cr.**

Current : New works planned for 2017/18

Pending : Incomplete works from 2016



WORKS  
(in figures)

CURRENT

**19**

PENDING

**11**






















SPILOVER

**7**

Spillover : Incomplete works from earlier years

## AREAS OF BUDGET ALLOCATION\*

## CITIZEN BUDGET INPUTS\*\*

		AMOUNT (in cr)	WARD ALLOCATION (%)	CITIZEN INPUTS (in figures)		
	EWS Infrastructure	1.45	18.93		Community Infrastructure & Services	5
	General Expenses	0.04	0.52		Bus Shelters	3
	Lakes	0.00	0.00		Lakes	3
	Other Infrastructure	4.40	57.41		Health	11
	Parks	0.76	9.91		Heritage Sites	0
	Public Amenities	0.01	0.13		Crime & Safety	21
	Roads	0.89	11.6		Mobility (Roads, Footpaths Infrastructure)	63
	Special Development Works	0.00	0.00		Public Toilets	6
	Streetlights	0.03	0.42		Sewerage & Storm Water Drains	2
	Women's Welfare	0.08	1.05		Solid Waste Management	7
					Trees, Parks, Playgrounds	21

**Total**

**7.67 cr.**

**100 %**

**Total**

**142**

\* Source: BBMP Budget Book 2017/18

\*\* Citizens Budget Report | Inputs gathered from citizens towards BBMP budget 2017-18

Any difference in summation of numbers is due to adjustment of decimal figures