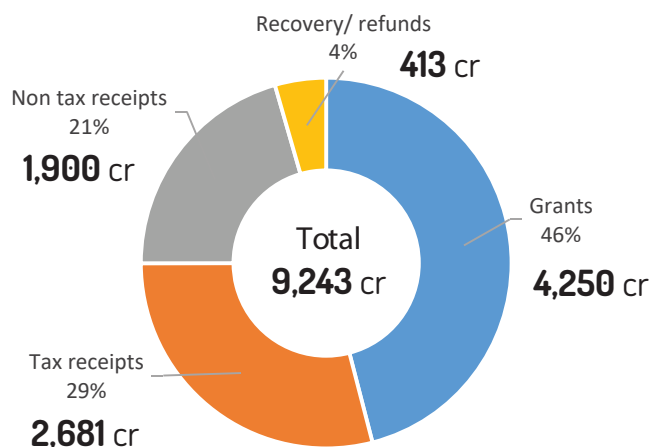



Ward No: 188 - Bilekhalli

Councillor :	Shri K Narayan Raju	9591080004
MLA :	Sri Satish Reddy	9448051616
Assistant Engineer :	Gopal Reddy	9731590611
Assembly Constituency :	Bommana Halli	
Zone :	Bommana Halli	
Area :	4.3 Sqkm	

BUDGET ALLOCATION 2017-18



WHERE DOES THE MONEY COME FROM?

Tax receipts consists of property tax and advertisement tax

Non tax receipts consists of fees & fines, trade licence fees, services charges, rental income, and other income

Grants include Govt. of India grants, and Govt. of Karnataka grants

Recovery/ refunds consists of deposits and cesses collectable

WARD STATISTICS*

JOB CODES, AMOUNTS & BILLS PAID
01 APR 2016 - 31 MAR 2017

WARD
HOUSEHOLDS

13,186



WARD
POPULATION

49,884



WARD
VOTERS

47,206



OF JOB CODES**
CREATED

56



JOB CODE
AMOUNTS

19.02 cr.



CONTRACTOR
BILLS PAID

6.61 cr.

* Source :
http://karsec.gov.in/BBMP-2015/BBMP_Poll_Statistics.pdf BBMP Website

**Job Codes : Unique identification codes
given to projects that are being undertaken by the BBMP

LIFECYCLE OF CIVIC WORKS



*P-Codes : Unique identification code given to a category of Budget head in the BBMP Budget

LIST OF CIVIC WORKS



AMOUNT
(in cr.)

CURRENT

4.51 cr.

PENDING

2.83 cr.

SPILLOVER

0.56 cr.

Current : New works planned for 2017/18

Pending : Incomplete works from 2016



WORKS
(in figures)

CURRENT

18

PENDING

10






















SPILLOVER

5

Spillover : Incomplete works from earlier years

AREAS OF BUDGET ALLOCATION*

CITIZEN BUDGET INPUTS**

		AMOUNT (in cr)	WARD ALLOCATION (%)	CITIZEN INPUTS (in figures)		
	EWS Infrastructure	1.45	18.36		Community Infrastructure & Services	35
	General Expenses	0.04	0.50		Bus Shelters	4
	Lakes	0.00	0.00		Lakes	14
	Other Infrastructure	6.21	78.52		Health	41
	Parks	0.00	0.00		Heritage Sites	0
	Public Amenities	0.01	0.12		Crime & Safety	90
	Roads	0.00	0.00		Mobility (Roads, Footpaths Infrastructure)	330
	Special Development Works	0.06	0.70		Public Toilets	77
	Streetlights	0.06	0.74		Sewerage & Storm Water Drains	8
	Women's Welfare	0.08	1.02		Solid Waste Management	17
					Trees, Parks, Playgrounds	85
Total		7.91 cr.	100 %	Total		701

* Source: BBMP Budget Book 2017/18

** Citizens Budget Report | Inputs gathered from citizens towards BBMP budget 2017-18

Any difference in summation of numbers is due to adjustment of decimal figures