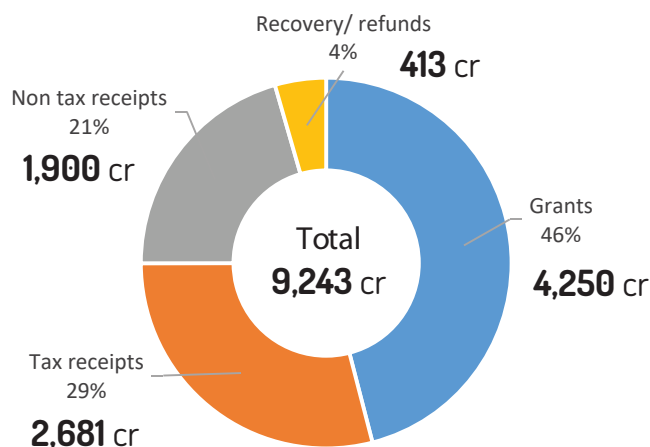
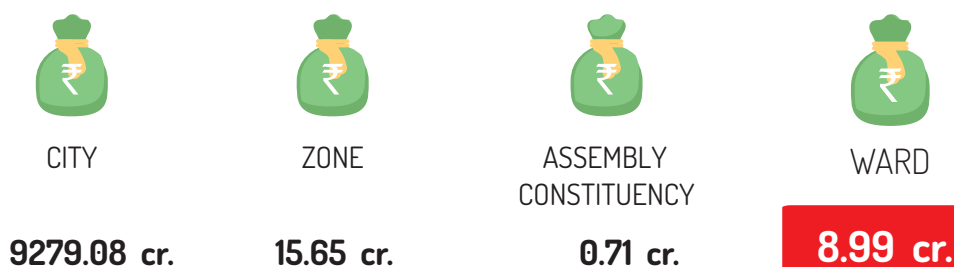


Ward No: 195 - Konankunte

Councillor :	Smt Shashirekha S	9900150216
MLA :	Sri M Krishnappa	9844014777
Assistant Engineer :	Kadripathi	9448013624
Assembly Constituency :	Bengaluru South	
Zone :	Bommana Halli	
Area :	3.4 Sqkm	

BUDGET ALLOCATION 2017-18**WHERE DOES THE MONEY COME FROM?**

Tax receipts consists of property tax and advertisement tax

Non tax receipts consists of fees & fines, trade licence fees, services charges, rental income, and other income

Grants include Govt. of India grants, and Govt. of Karnataka grants

Recovery/ refunds consists of deposits and cesses collectable

WARD STATISTICS***JOB CODES, AMOUNTS & BILLS PAID
01 APR 2016 - 31 MAR 2017**

WARD
HOUSEHOLDS

14,984



WARD
POPULATION

57,335



WARD
VOTERS

48,833



OF JOB CODES**
CREATED

69



JOB CODE
AMOUNTS

17.22 cr.



CONTRACTOR
BILLS PAID

7.90 cr.

* Source :
http://karsec.gov.in/BBMP-2015/BBMP_Poll_Statistics.pdf BBMP Website

**Job Codes : Unique identification codes
given to projects that are being undertaken by the BBMP

LIFECYCLE OF CIVIC WORKS



*P-Codes : Unique identification code given to a category of Budget head in the BBMP Budget

LIST OF CIVIC WORKS



AMOUNT
(in cr.)

CURRENT

5.76 cr.

PENDING

2.36 cr.

SPILOVER

0.87 cr.

Current : New works planned for 2017/18

Pending : Incomplete works from 2016



WORKS
(in figures)

CURRENT

20

PENDING

8




















SPILOVER

8

Spillover : Incomplete works from earlier years

AREAS OF BUDGET ALLOCATION*

CITIZEN BUDGET INPUTS**

		AMOUNT (in cr)	WARD ALLOCATION (%)	CITIZEN INPUTS (in figures)	
	EWS Infrastructure	1.45	16.15		Community Infrastructure & Services 6
	General Expenses	0.09	1.00		Bus Shelters 2
	Lakes	0.00	0.00		Lakes 14
	Other Infrastructure	7.28	80.97		Health 7
	Parks	0.00	0.00		Heritage Sites 0
	Public Amenities	0.01	0.11		Crime & Safety 18
	Roads	0.00	0.00		Mobility (Roads, Footpaths Infrastructure) 80
	Special Development Works	0.00	0.00		Public Toilets 11
	Streetlights	0.06	0.65		Sewerage & Storm Water Drains 4
	Women's Welfare	0.10	1.10		Solid Waste Management 3
					Trees, Parks, Playgrounds 27
Total		8.99 cr.	100 %	Total 172	

* Source: BBMP Budget Book 2017/18

** Citizens Budget Report | Inputs gathered from citizens towards BBMP budget 2017-18

Any difference in summation of numbers is due to adjustment of decimal figures