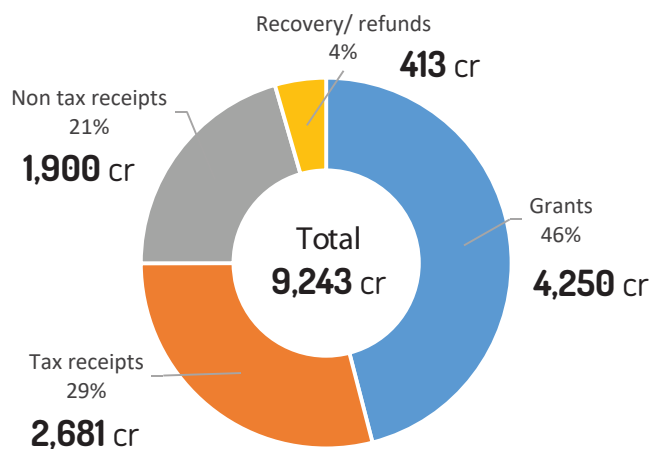
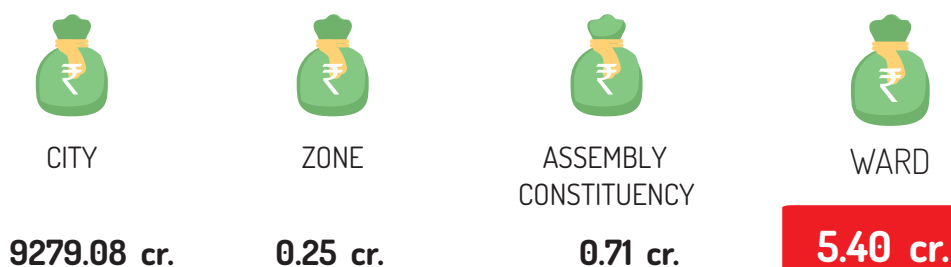


## Ward No: 33 - Manorayana Palya

Councillor :	Shri Abdul Wajid	9448455538
MLA :	Sri Y A Narayanaswamy	9482991091
Assistant Engineer :	Rashmi N	9611019878
Assembly Constituency :	Hebbal	
Zone :	East	
Area :	0.8 Sqkm	

## BUDGET ALLOCATION 2017-18



## WHERE DOES THE MONEY COME FROM?

Tax receipts consists of property tax and advertisement tax

Non tax receipts consists of fees & fines, trade licence fees, services charges, rental income, and other income

Grants include Govt. of India grants, and Govt. of Karnataka grants

Recovery/ refunds consists of deposits and cesses collectable

## WARD STATISTICS\*

JOB CODES, AMOUNTS & BILLS PAID  
01 APR 2016 - 31 MAR 2017

WARD  
HOUSEHOLDS

10,572



WARD  
POPULATION

47,926



WARD  
VOTERS

36,795



# OF JOB CODES\*\*  
CREATED

60



JOB CODE  
AMOUNTS

12.62 cr.



CONTRACTOR  
BILLS PAID

1.87 cr.

\* Source :  
[http://karsec.gov.in/BBMP-2015/BBMP\\_Poll\\_Statistics.pdf](http://karsec.gov.in/BBMP-2015/BBMP_Poll_Statistics.pdf) BBMP Website

\*\*Job Codes : Unique identification codes  
given to projects that are being undertaken by the BBMP

## LIFECYCLE OF CIVIC WORKS



\*P-Codes : Unique identification code given to a category of Budget head in the BBMP Budget

## LIST OF CIVIC WORKS



AMOUNT  
(in cr.)

CURRENT

**3.24 cr.**

PENDING

**1.47 cr.**

SPILOVER

**0.68 cr.**

Current : New works planned for 2017/18

Pending : Incomplete works from 2016



WORKS  
(in figures)

CURRENT

**16**

PENDING

**7**






















SPILOVER

**6**

Spillover : Incomplete works from earlier years

## AREAS OF BUDGET ALLOCATION\*

## CITIZEN BUDGET INPUTS\*\*

		AMOUNT (in cr)	WARD ALLOCATION (%)	CITIZEN INPUTS (in figures)		
	EWS Infrastructure	1.45	26.89		Community Infrastructure & Services	3
	General Expenses	0.04	0.74		Bus Shelters	0
	Lakes	0.00	0.00		Lakes	0
	Other Infrastructure	3.78	70.06		Health	2
	Parks	0.00	0.00		Heritage Sites	0
	Public Amenities	0.01	0.18		Crime & Safety	2
	Roads	0.00	0.00		Mobility (Roads, Footpaths Infrastructure)	20
	Special Development Works	0.00	0.00		Public Toilets	3
	Streetlights	0.03	0.61		Sewerage & Storm Water Drains	0
	Women's Welfare	0.08	1.49		Solid Waste Management	3
					Trees, Parks, Playgrounds	7
Total		5.40 cr.	100 %	Total		40

\* Source: BBMP Budget Book 2017/18

\*\* Citizens Budget Report | Inputs gathered from citizens towards BBMP budget 2017-18

Any difference in summation of numbers is due to adjustment of decimal figures