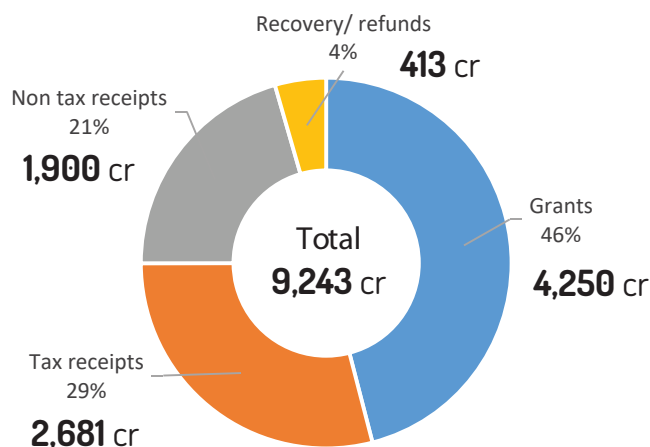



**Ward No: 38 - HMT Ward**

Councillor :	Smt Asha S	9845344522
MLA :	Sri Munirathna	9845023405
Assistant Engineer :	Jagadish	9986468038
Assembly Constituency :	Raja Rajeshwari Nagara	
Zone :	Raja Rajeshwari Nagara	
Area :	5.2 Sqkm	

**BUDGET ALLOCATION 2017-18****WHERE DOES THE MONEY COME FROM?**

Tax receipts consists of property tax and advertisement tax

Non tax receipts consists of fees & fines, trade licence fees, services charges, rental income, and other income

Grants include Govt. of India grants, and Govt. of Karnataka grants

Recovery/refunds consists of deposits and cesses collectable

**WARD STATISTICS\*****JOB CODES, AMOUNTS & BILLS PAID  
01 APR 2016 - 31 MAR 2017**

WARD  
HOUSEHOLDS

**9,524**



WARD  
POPULATION

**36,879**



WARD  
VOTERS

**34,261**



# OF JOB CODES\*\*  
CREATED

**33**



JOB CODE  
AMOUNTS

**6.21 cr.**



CONTRACTOR  
BILLS PAID

**8.43 cr.**

\* Source :  
[http://karsec.gov.in/BBMP-2015/BBMP\\_Poll\\_Statistics.pdf](http://karsec.gov.in/BBMP-2015/BBMP_Poll_Statistics.pdf) BBMP Website

\*\*Job Codes : Unique identification codes  
given to projects that are being undertaken by the BBMP

### LIFECYCLE OF CIVIC WORKS



\*P-Codes : Unique identification code given to a category of Budget head in the BBMP Budget

### LIST OF CIVIC WORKS

**AMOUNT**  
(in cr.)

CURRENT

**14.76 cr.**

PENDING

**2.04 cr.**

SPILLOVER

**0.58 cr.**

Current : New works planned for 2017/18

Pending : Incomplete works from 2016

**WORKS**  
(in figures)

CURRENT

**19**

PENDING

**7**






















SPILLOVER

**6**

Spillover : Incomplete works from earlier years

### AREAS OF BUDGET ALLOCATION\*

### CITIZEN BUDGET INPUTS\*\*

		AMOUNT (in cr)	WARD ALLOCATION (%)	CITIZEN INPUTS (in figures)	
	EWS Infrastructure	1.45	8.35		Community Infrastructure & Services 10
	General Expenses	0.09	0.51		Bus Shelters 4
	Lakes	0.00	0.00		Lakes 0
	Other Infrastructure	5.67	32.62		Health 7
	Parks	0.00	0.00		Heritage Sites 0
	Public Amenities	10.01	57.59		Crime & Safety 5
	Roads	0.00	0.00		Mobility (Roads, Footpaths Infrastructure) 104
	Special Development Works	0.00	0.00		Public Toilets 8
	Streetlights	0.06	0.33		Sewerage & Storm Water Drains 7
	Women's Welfare	0.10	0.56		Solid Waste Management 4
					Trees, Parks, Playgrounds 6
Total		17.38 cr.	100 %	Total 155	

\* Source: BBMP Budget Book 2017/18

\*\* Citizens Budget Report | Inputs gathered from citizens towards BBMP budget 2017-18

Any difference in summation of numbers is due to adjustment of decimal figures