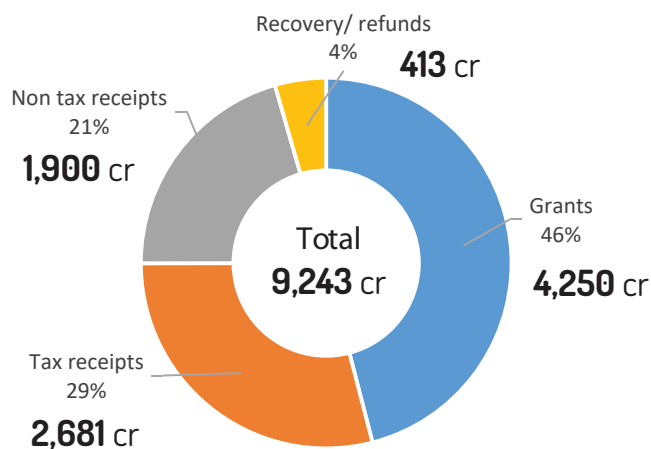



Ward No: 7 - Byatarayana Pura

Councillor :	Shri P V Manjunath	9448046271
MLA :	Sri Krishna Byregowda	9448277977
Assistant Engineer :	Pushpalatha	9916898499
Assembly Constituency :	Byatarayana Pura	
Zone :	Yelahanka	
Area :	10.0 Sqkm	

BUDGET ALLOCATION 2017-18



WHERE DOES THE MONEY COME FROM?

Tax receipts consists of property tax and advertisement tax

Non tax receipts consists of fees & fines, trade licence fees, services charges, rental income, and other income

Grants include Govt. of India grants, and Govt. of Karnataka grants

Recovery/ refunds consists of deposits and cesses collectable

WARD STATISTICS*

JOB CODES, AMOUNTS & BILLS PAID
01 APR 2016 - 31 MAR 2017

WARD
HOUSEHOLDS

18,691



WARD
POPULATION

72,154



WARD
VOTERS

63,602



OF JOB CODES**
CREATED

39



JOB CODE
AMOUNTS

8.48 cr.



CONTRACTOR
BILLS PAID

10.88 cr.

* Source :
http://karsec.gov.in/BBMP-2015/BBMP_Poll_Statistics.pdf BBMP Website

**Job Codes : Unique identification codes
given to projects that are being undertaken by the BBMP

LIFECYCLE OF CIVIC WORKS



*P-Codes : Unique identification code given to a category of Budget head in the BBMP Budget

LIST OF CIVIC WORKS



AMOUNT
(in cr.)

CURRENT

4.51 cr.

PENDING

1.96 cr.

SPILLOVER

0.67 cr.

Current : New works planned for 2017/18

Pending : Incomplete works from 2016



WORKS
(in figures)

CURRENT

16

PENDING

8






















SPILLOVER

6

Spillover : Incomplete works from earlier years

AREAS OF BUDGET ALLOCATION*

CITIZEN BUDGET INPUTS**

		AMOUNT (in cr)	WARD ALLOCATION (%)	CITIZEN INPUTS (in figures)	
	EWS Infrastructure	1.45	20.32		Community Infrastructure & Services 36
	General Expenses	0.04	0.55		Bus Shelters 11
	Lakes	0.00	0.00		Lakes 5
	Other Infrastructure	5.45	76.23		Health 66
	Parks	0.00	0.00		Heritage Sites 0
	Public Amenities	0.01	0.14		Crime & Safety 67
	Roads	0.00	0.00		Mobility (Roads, Footpaths Infrastructure) 399
	Special Development Works	0.06	0.77		Public Toilets 33
	Streetlights	0.06	0.82		Sewerage & Storm Water Drains 27
	Women's Welfare	0.08	1.13		Solid Waste Management 32
					Trees, Parks, Playgrounds 76
Total		7.14 cr.	100 %	Total 752	

* Source: BBMP Budget Book 2017/18

** Citizens Budget Report | Inputs gathered from citizens towards BBMP budget 2017-18

Any difference in summation of numbers is due to adjustment of decimal figures