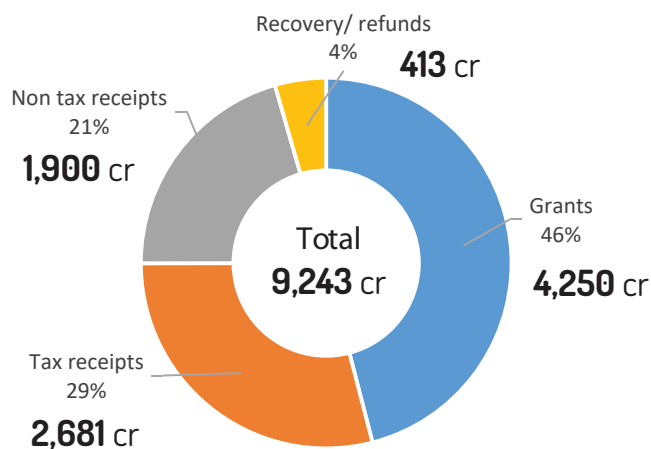



Ward No: 70 - Rajagopal Nagara

Councillor :	Smt Padmavathi G	9845535908
MLA :	Sri S Muniraju	9343772488
Assistant Engineer :	Kumarappa	9448211012
Assembly Constituency :	Dasara Halli	
Zone :	Dasara Halli	
Area :	2.2 Sqkm	

BUDGET ALLOCATION 2017-18**WHERE DOES THE MONEY COME FROM?**

Tax receipts consists of property tax and advertisement tax

Non tax receipts consists of fees & fines, trade licence fees, services charges, rental income, and other income

Grants include Govt. of India grants, and Govt. of Karnataka grants

Recovery/ refunds consists of deposits and cesses collectable

WARD STATISTICS***JOB CODES, AMOUNTS & BILLS PAID
01 APR 2016 - 31 MAR 2017**

WARD
HOUSEHOLDS

17,262



WARD
POPULATION

61,479



WARD
VOTERS

46,496



OF JOB CODES**
CREATED

46



JOB CODE
AMOUNTS

15.32 cr.



CONTRACTOR
BILLS PAID

10.07 cr.

* Source :
http://karsec.gov.in/BBMP-2015/BBMP_Poll_Statistics.pdf BBMP Website

**Job Codes : Unique identification codes
given to projects that are being undertaken by the BBMP

LIFECYCLE OF CIVIC WORKS



*P-Codes : Unique identification code given to a category of Budget head in the BBMP Budget

LIST OF CIVIC WORKS



AMOUNT
(in cr.)

CURRENT

13.99 cr.

PENDING

2.06 cr.

SPILLOVER

0.58 cr.

Current : New works planned for 2017/18

Pending : Incomplete works from 2016



WORKS
(in figures)

CURRENT

20

PENDING

7






















SPILLOVER

6

Spillover : Incomplete works from earlier years

AREAS OF BUDGET ALLOCATION*

CITIZEN BUDGET INPUTS**

		AMOUNT (in cr)	WARD ALLOCATION (%)	CITIZEN INPUTS (in figures)	
	EWS Infrastructure	1.45	8.73		Community Infrastructure & Services 137
	General Expenses	0.09	0.54		Bus Shelters 15
	Lakes	0.00	0.00		Lakes 2
	Other Infrastructure	14.66	88.15		Health 97
	Parks	0.00	0.00		Heritage Sites 0
	Public Amenities	0.01	0.06		Crime & Safety 73
	Roads	0.26	1.56		Mobility (Roads, Footpaths Infrastructure) 567
	Special Development Works	0.00	0.00		Public Toilets 86
	Streetlights	0.06	0.35		Sewerage & Storm Water Drains 34
	Women's Welfare	0.10	0.59		Solid Waste Management 38
					Trees, Parks, Playgrounds 225
Total		16.63 cr.	100 %	Total 1274	

* Source: BBMP Budget Book 2017/18

** Citizens Budget Report | Inputs gathered from citizens towards BBMP budget 2017-18

Any difference in summation of numbers is due to adjustment of decimal figures