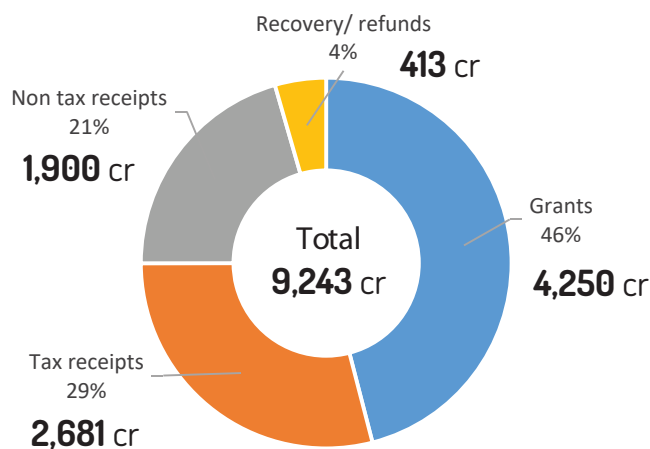
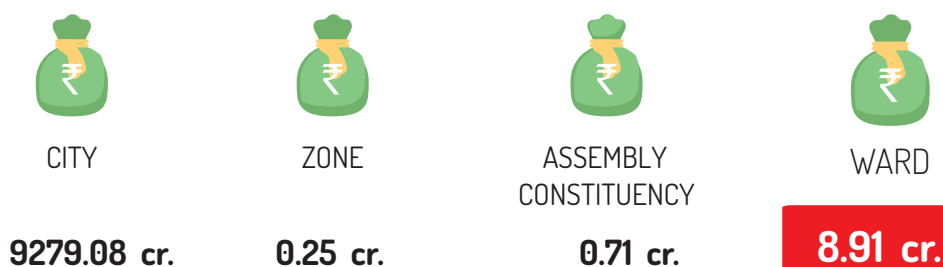


Ward No: 80 - Hoysala Nagar

Councillor :	Shri Anand Kumar S	9845048803
MLA :	Sri S Raghu	9880080088
Assistant Engineer :	Ramu	9916922474
Assembly Constituency :	C V Raman Nagar	
Zone :	East	
Area :	2.1 Sqkm	

BUDGET ALLOCATION 2017-18**WHERE DOES THE MONEY COME FROM?**

Tax receipts consists of property tax and advertisement tax

Non tax receipts consists of fees & fines, trade licence fees, services charges, rental income, and other income

Grants include Govt. of India grants, and Govt. of Karnataka grants

Recovery/ refunds consists of deposits and cesses collectable

WARD STATISTICS***JOB CODES, AMOUNTS & BILLS PAID
01 APR 2016 - 31 MAR 2017**

WARD
HOUSEHOLDS

8,877



WARD
POPULATION

35,228



WARD
VOTERS

31,862



OF JOB CODES**
CREATED

47



JOB CODE
AMOUNTS

8.96 cr.



CONTRACTOR
BILLS PAID

1.76 cr.

* Source :
http://karsec.gov.in/BBMP-2015/BBMP_Poll_Statistics.pdf BBMP Website

**Job Codes : Unique identification codes
given to projects that are being undertaken by the BBMP

LIFECYCLE OF CIVIC WORKS



*P-Codes : Unique identification code given to a category of Budget head in the BBMP Budget

LIST OF CIVIC WORKS



AMOUNT
(in cr.)

CURRENT

7.24 cr.

PENDING

1.19 cr.

SPILLOVER

0.49 cr.

Current : New works planned for 2017/18

Pending : Incomplete works from 2016



WORKS
(in figures)

CURRENT

16

PENDING

7






















SPILLOVER

5

Spillover : Incomplete works from earlier years

AREAS OF BUDGET ALLOCATION*

CITIZEN BUDGET INPUTS**

		AMOUNT (in cr)	WARD ALLOCATION (%)	CITIZEN INPUTS (in figures)	
	EWS Infrastructure	1.45	16.29		Community Infrastructure & Services 4
	General Expenses	0.04	0.44		Bus Shelters 1
	Lakes	0.00	0.00		Lakes 3
	Other Infrastructure	7.24	81.24		Health 6
	Parks	0.00	0.00		Heritage Sites 0
	Public Amenities	0.01	0.11		Crime & Safety 4
	Roads	0.00	0.00		Mobility (Roads, Footpaths Infrastructure) 73
	Special Development Works	0.06	0.62		Public Toilets 10
	Streetlights	0.03	0.36		Sewerage & Storm Water Drains 0
	Women's Welfare	0.08	0.90		Solid Waste Management 6
					Trees, Parks, Playgrounds 2
Total		8.91 cr.	100 %	Total 109	

* Source: BBMP Budget Book 2017/18

** Citizens Budget Report | Inputs gathered from citizens towards BBMP budget 2017-18

Any difference in summation of numbers is due to adjustment of decimal figures