

Lakshmi Devi Nagar

WARD PERFORMANCE REPORT

📍 **WARD:** 42

👤 **Councillor:** M Velu Nayakar

VOL 1 : Jan – Mar 2016

TABLE OF CONTENTS

page 1	■ Administration Info
	■ Ward Info
	■ SECTION 1 : What civic facilities can you access in your ward?
	<ul style="list-style-type: none">• Parks and Playgrounds• Bus Stops• Public Toilets• Dry Waste Collection Centres

page 2	■ SECTION 2 : What is the quality of life available in your ward?
	<ul style="list-style-type: none">• Footpath Walkability• Pedestrian Crossing Availability

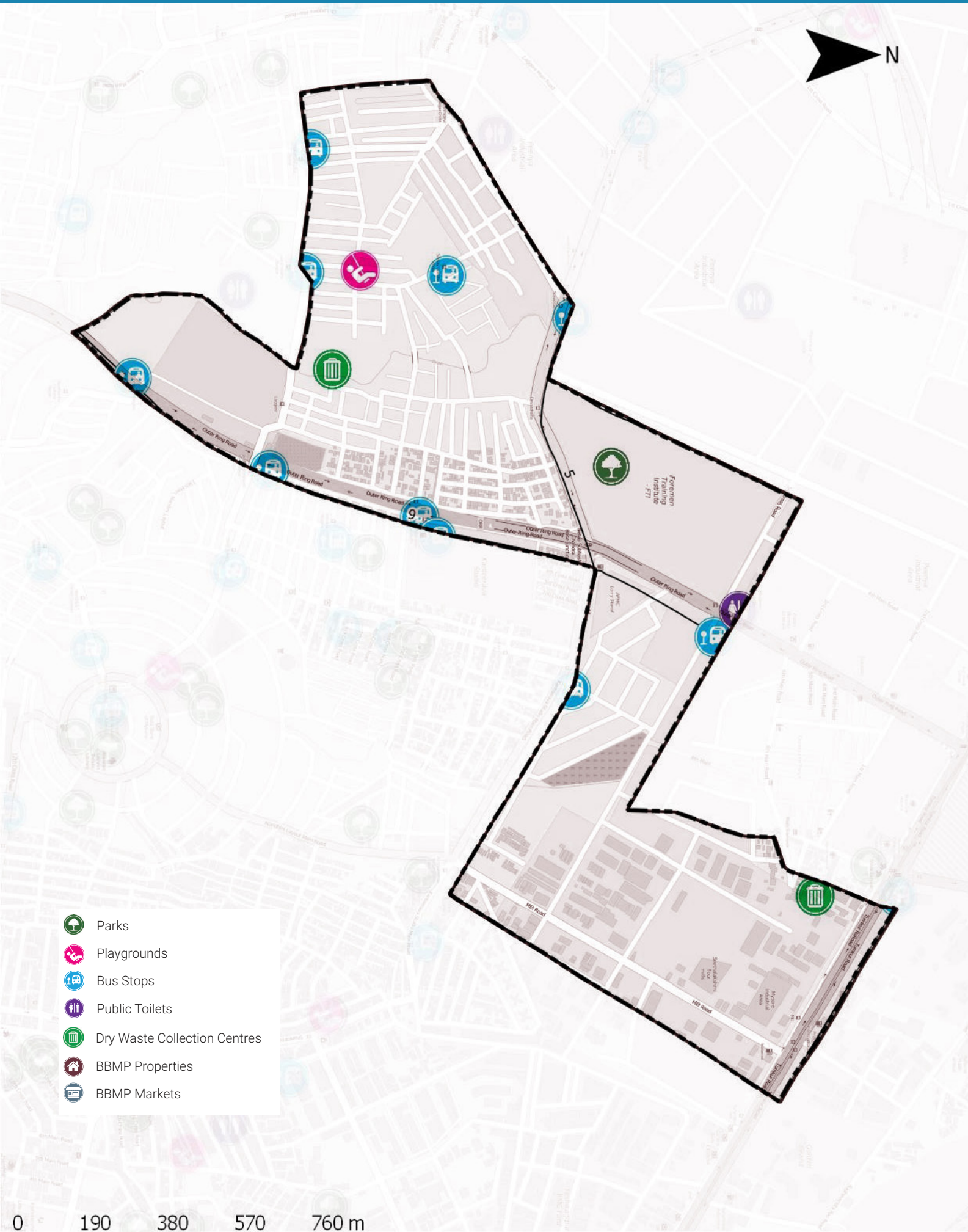
page 3	■ SECTION 2 : (Contd..)
	<ul style="list-style-type: none">• Streetlight Adequacy• Citizen Grievances

page 4	■ SECTION 3 : What is the budget allocated for the improvement of your ward?
	<ul style="list-style-type: none">• Available Budgets• Areas of Budget Allocations• Status of Budgeted Works

page 5	■ GLOSSARY
---------------	-------------------

Annexure 1	■ List of Budgeted Work
-------------------	--------------------------------

SECTION 1 : WHAT CIVIC FACILITIES CAN YOU ACCESS IN YOUR WARD?

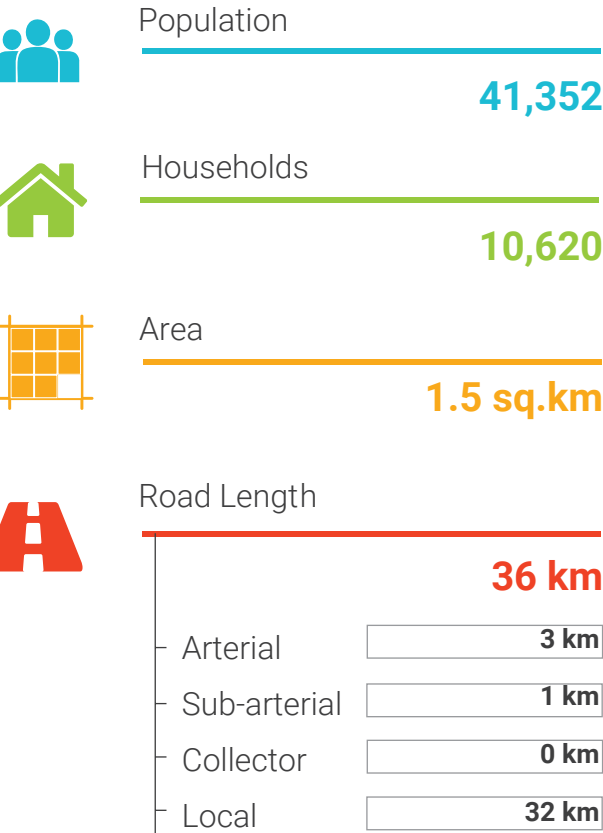


ADMINISTRATION INFO

Sub Division **Goraguntepalya**
Division **Yeshwanthpura**
Zone **Rajarajeshwari Nagara**

AC **Rajarajeswari Nagar**
MLA **Munirathna**

WARD INFO



1 To DISCUSS

Civic Facility	No. of Units	Unserviced Area	Benchmark Applied
Parks and Playgrounds	5	5%	Each unit services a radius of 500m*
Bus Stops	8	7%	
Public Toilets	3	16%	Each unit services a radius of 800m*
Dry Waste Collection Centre (DWCC)	2	0%	1 DWCC mandated per ward**

*as per UDPFI guidelines 2014
**as per BBMP Integrated Solid Waste Management Policy



Footpath Walkability

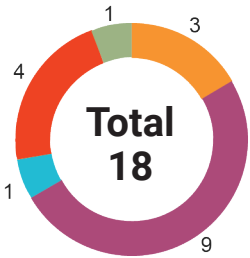
Total Footpath

4.2 km

Unwalkable km

2.5 km (59%)

Obstructions Found



- Absence/Gaps in Footpath
- Missing/Broken Slabs
- Garbage Piles
- Construction Debris
- Transformers/Electricity Poles
- Trees/Plant Overgrowth
- Encroachments
- Hoardings/Boards
- Vehicle Parking
- Temporary Obstructions
- Hawkers/Food Stalls

2

To ACTION

- » 2.5 km of Footpath need to be built/repaired and
- » 18 obstructions need to be cleared in your ward

The Street Performance Report (appended) has street-level listing of all obstructions with pictures.



Pedestrian Crossing (PC) Availability

Total Junctions

13

Unusable PCs

13 (100%)

Benchmark

1 Usable PC required at each Junction

What are usable PCs?

- ♦ Zebra crossings with working signals
- ♦ Subways (unlocked, well-lit)
- ♦ Pedestrian bridges (unlocked, well-lit)

PC Issues Found

13 (100%)

No Crossing

13

No Signal

3

3

To ACTION

- » 13 junctions need a crossing
- » 3 junctions need a signal installed

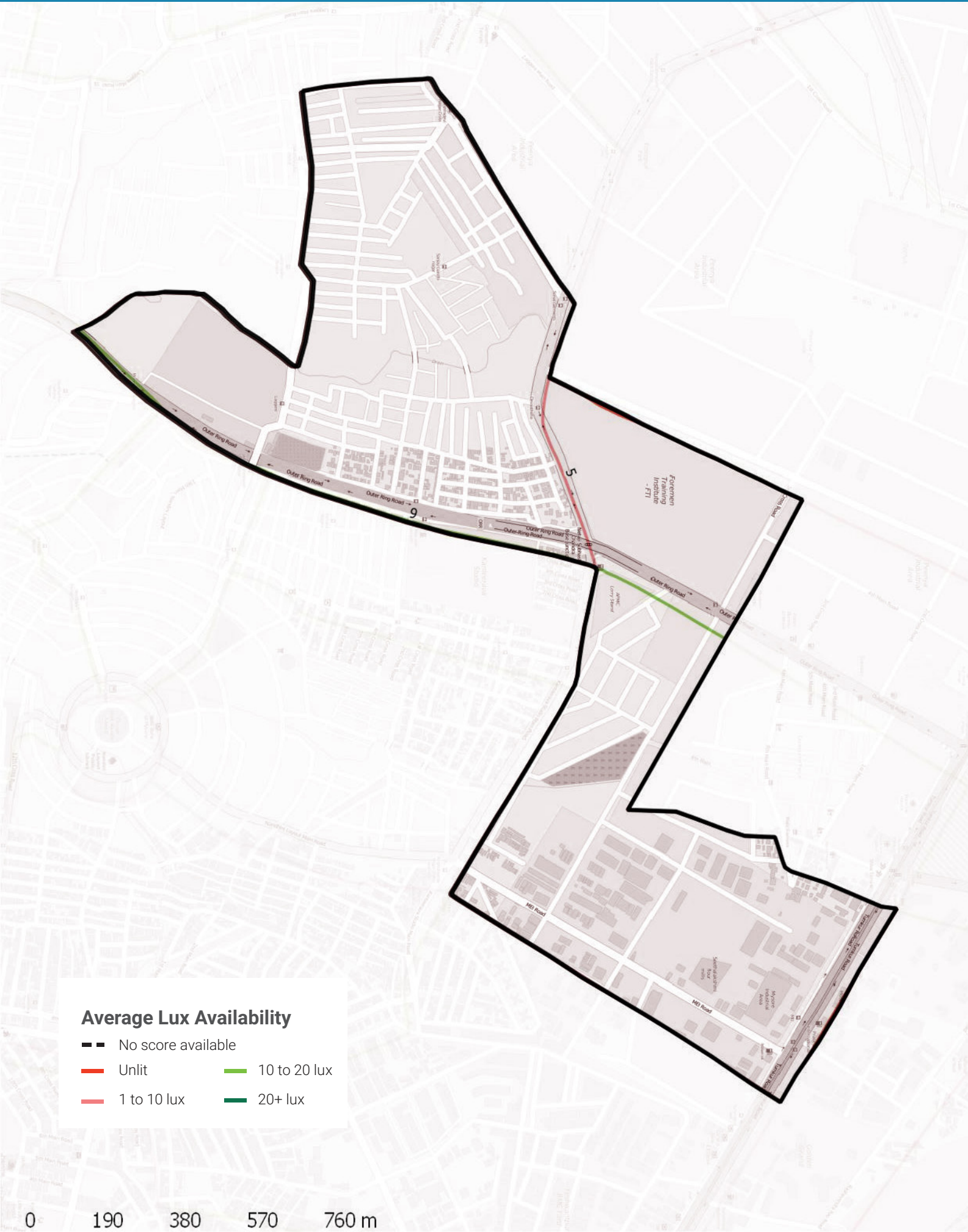
The Street Performance Report (appended) has street-level listing of all unusable PCs.

Footpath Walkability

- No score available
- 0% to 25%
- 25% to 50%
- 50% to 75%
- 75% to 100%

Pedestrian Crossing Availability

- Usable PC
- Unusable PC



Streetlight Adequacy

Safety Benchmark

10 Lux

Ward Average Lux

8 Lux

Unsafely Lit kms

0 km (Total = 4.2 km)	Unlit (<1 lux) 0 km
	Poorly Lit (1 to <10 lux) 0 km

4

To ACTION

» 0 km of streets need better streelighting in your ward.

The Street Performance Report (appended) has street-level listing of lighting available.



Citizen Grievances

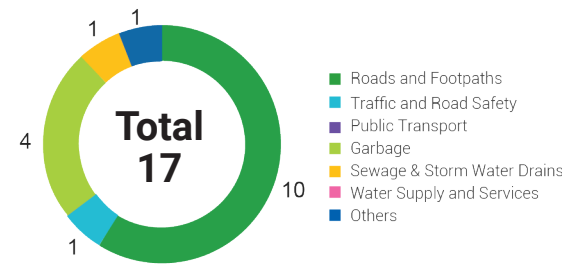
Total Complaints

29

Open Complaints

17

Complaint Type



5

To ACTION

» 17 open complaints need to be closed in your ward.

BBMP WARD BUDGET BRIEF 2016-17

Your City Budget

(in Rs. Crores)



9,007.81



Your Ward Budget

(in Rs. Crores)











5.87

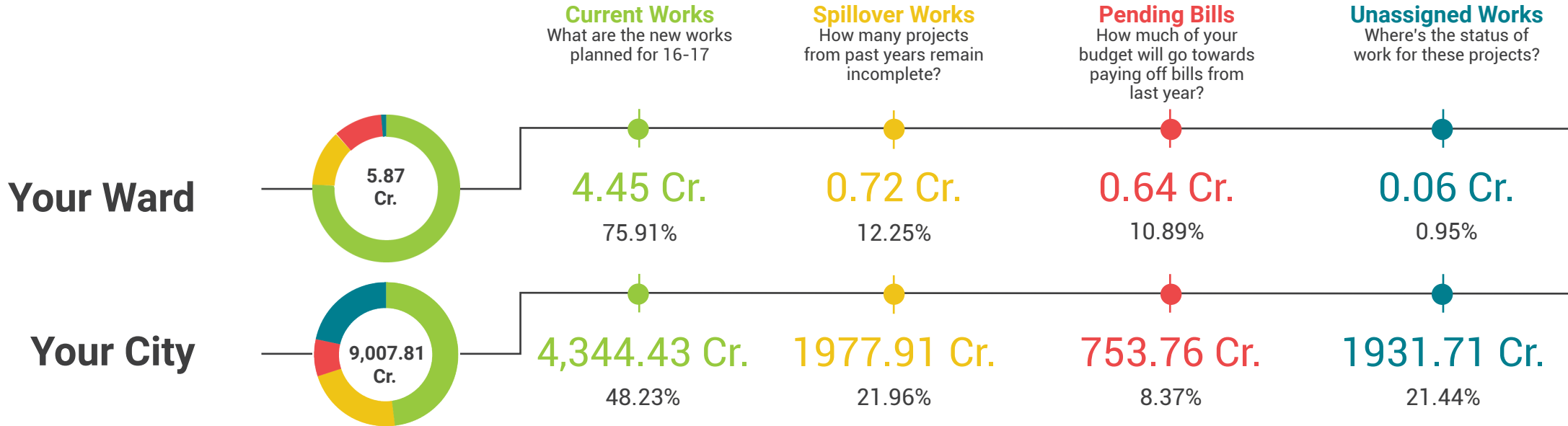
Other budgets available to you

	Funds for your AC	Funds for your Zone	General Funds
 Amount (in Rs. Crores)	0.71	50.60	5348.90
 No. of Works	7	35	521

Areas of budget allocations

	+		+		+		+		+		+		+		=	Total
Roads		Pedestrian Infra		Recreational Amenities		Sanitation		Solid Waste Management		Community Infra and Services		Unallocated + Other Works		Administrative Expenses		
Percentage (%)																
38.09		46.64		4.91		0.38		0.00		0.44		8.86		0.68		100
Your Ward Budget 2016-17 (in Rs. Crores)																
2.23		2.74		0.29		0.02		0.00		0.03		0.52		0.04		5.87
Your City Budget 2016-17 (in Rs. Crores)																
1098.54		832.85		109.79		463.39		404.13		872.14		3395.16		1831.80		9,007.81

Status of budgeted works



GLOSSARY

- **Ward**

An administrative division of a city that typically elects and is represented by a councillor or councillors. There are 198 wards in Bengaluru City, falling under the purview of the Assistant Engineer (AE), in each ward.

- **Sub Division**

An administrative division, falling under the purview of the Assistant Executive Engineer (AEE). There are 60 Sub-divisions in Bengaluru City.

- **Division**

An administrative division, falling under the purview of the Executive Engineer (EE). There are 29 Divisions in Bengaluru City.

- **Zone**

An administrative division, falling under the purview of the Chief Engineer (CE). There are 8 Zones in Bengaluru City.

- **Civic Facilities**

The assets/facilities that BBMP by notification is directly or indirectly (by contract) responsible for, are called civic facilities.

- **Arterial Roads**

An arterial road is a high-capacity urban road. These roads along with expressways, serve as the principal network for through traffic flows. They generally service significant travel within the city between central business districts and outlying residential areas or between major suburban centres.

- **Sub-arterial Roads**

Sub-arterial roads are similar to arterial roads, but carry less of the through-traffic. They perform the function of a principal carrier of traffic to, through and around major facilities (eg: major shopping centres, town centres, major business and/or industrial areas, large educational establishments etc.)

- **Collector Roads**

Collector roads collect traffic from local roads and feed it to the arterial and sub-arterial roads or vice-versa. They are generally located in residential neighbourhoods and small industrial or market areas.

- **Local Roads**

Local roads are intended primarily to provide access to abutting properties and normally don't carry high volumes of traffic. Majority of trips in urban areas either originate from or terminate on these roads.

- **Lux**

Lux is the SI unit of illuminance, measuring luminous flux per unit area. Simply, it is the intensity of light, as perceived by the human eye, which hits or passes a surface.

- **Areas of budget allocations**

- **Roads:** Projects targeted at the repair or improvement of existing roads, construction of new roads and large infrastructure projects such as flyovers and underpasses, and parking spaces.
- **Pedestrian Infra:** Basic conveniences provided for pedestrians such as footpaths, streetlighting on the footpath, speed breakers, and crossings.
- **Recreational Amenities:** Public infrastructure that citizens can use for leisure activities such as parks, playgrounds and stadiums.
- **Sanitation:** Projects to provide the citizens basic levels of hygiene and sanitation such as public toilets, storm water drains and flood management .
- **Solid Waste Management:** Projects addressing the solid waste collection, transportation, treatment and disposal.
- **Community Infra and Services:** Community infrastructure is a broad term encompassing all the infrastructural projects that have a necessary civic function. These range from works to improve or build council buildings and ward offices, abattoir and animal incinerators, commercial complexes and markets and educational institutions.
- **Unallocated + Other Works:** These are mainly funds that are not specifically allocated to any particular project type.
- **Administrative Expenses:** Expenses that are incurred in the day to day functioning of BBMP, such as salaries and allowances, or for special occasions such as ceremonies, or contingency expenses.

No. of works budgeted in your ward: 37

Allocation for works in your ward: 5.87 Cr.

List of Budgeted Work

Sl. No.	Status of work	Payment Code	Work description	Category	2016-17 Total (in Lakhs.)
1	Current Works	P1771	Zone Works - POW Works (Ward wise maintenance per Ward Rs.10 lakhs)	Pedestrian Infrastructure, Roads	234.85
2	Current Works	P3075	Special Comprehensive Development Works in Bangalore city (Bangalore city incharge Minister's Discretionary Grants)	Pedestrian Infrastructure, Roads	126.26
3	Current Works	P0029	Street Lighting Charges	Pedestrian Infrastructure	30.30
4	Current Works	P0088	Maintenance & Management of Parks on Contract	Recreational Amenities	22.15
5	Current Works	P1802	Water Supply (Annually for Maintenance and Repairs per ward Rs.20 lakhs)	Unallocated & Other Works	18.71
6	Current Works	P0300	M & R to Street Lights - Replacement of Burnt Bulbs etc. (Package)	Pedestrian Infrastructure	11.87
7	Current Works	P0299	Drilling & Maintenance of Borewells, Pumpsets & Pipe lines, Erection & Installation maintenance only	Recreational Amenities	0.86
8	Current Works	P3128	Construction of shelter to open area in Kurubarahalli Pipeline	Roads	0.18
9	Current Works	P1885	Purchase of Inputs for Parks maintained by BBMP & Inputs for Indoor gardening	Recreational Amenities	0.07
10	Pending Bills	P1771	Zone Works - POW Works (Ward wise maintenance per Ward Rs.10 lakhs)	Pedestrian Infrastructure, Roads	45.45
11	Pending Bills	P1802	Water Supply (Annually for Maintenance and Repairs per ward Rs.20 lakhs)	Unallocated & Other Works	11.34
12	Pending Bills	P0300	M & R to Street Lights - Replacement of Burnt Bulbs etc. (Package)	Pedestrian Infrastructure	2.58
13	Pending Bills	P1828	Provision of Additional Fittings Streetlights (Old Ward Rs.1 Lakhs, New Ward Rs.2 Lakhs)	Pedestrian Infrastructure	1.06
14	Pending Bills	P3075	Special Comprehensive Development Works in Bangalore city (Bangalore city incharge Minister's Discretionary Grants)	Pedestrian Infrastructure, Roads	1.75
15	Pending Bills	P0488	Construction & Improvements to (Existing, Shifting & Upgradation of Urinals Toilets & Dhobi ghat)	Sanitation	0.84
16	Pending Bills	P1808	Construction of Ward Offices	Community Infrastructure & Services	0.80

17	Pending Bills	P1543	CDP of Playgrounds	Recreational Amenities	0.06
18	Spillover Works	P1802	Water Supply (Annually for Maintenance and Repairs per ward Rs.20 lakhs)	Unallocated & Other Works	21.91
19	Spillover Works	P1771	Zone Works - POW Works (Ward wise maintenance per Ward Rs.10 lakhs)	Pedestrian Infrastructure, Roads	37.88
20	Spillover Works	P0088	Maintenance & Management of Parks on Contract	Recreational Amenities	5.34
21	Spillover Works	P0300	M & R to Street Lights - Replacement of Burnt Bulbs etc. (Package)	Pedestrian Infrastructure	4.55
22	Spillover Works	P0488	Construction & Improvements to (Existing, Shifting & Upgradation of Urinals Toilets & Dhobi ghat)	Sanitation	1.37
23	Spillover Works	P1808	Construction of Ward Offices	Community Infrastructure & Services	0.51
24	Spillover Works	P3075	Special Comprehensive Development Works in Bangalore city (Bangalore city incharge Minister's Discretionary Grants)	Pedestrian Infrastructure, Roads	0.27
25	Spillover Works	P1828	Provision of Additional Fittings Streetlights (Old Ward Rs.1 Lakhs, New Ward Rs.2 Lakhs)	Pedestrian Infrastructure	0.01
26	Unassigned works	P2260	Discretionary Medical Relief Grants by Corporators (Rs. 2 Lakhs per ward)	Administrative	4.00
27	Unassigned works	P3134	ANGALA Encouragement of Gra-meena Kridegalu each ward Rs.1.00 Lakhs	Community Infrastructure & Services	1.01
28	Unassigned Works	P3129	Finance assistance to Lions Club West Traust	Community Infrastructure & Services	0.25
29	Unassigned Works	P0973	Lighting of Parks, Toilet Amenities	Recreational Amenities	0.33
30	Unassigned Works	P2187	Development of approach roads to international Airport Road	Roads	-